

SCM Sicav plc Stable Return Fund

Fund Listings

Bloomberg SCMSRFB MV SCMSRFA MV
 ISIN MT7000020988 MT7000020970

Fund Details

Launch Date 15/01/2018
 Initial issue price 100
 Fund structure UCITS
 Administration Calamatta & Cuschieri
 UCITS compliant Yes
 Liquidity Daily
 Currency EUR
 NAV 90.31
 AUM 16.03 mio
 NAV Date: 31/12/2018
 Net Exp 103.72%
 Cross Exp 103.72%
 Ann. management fee 0.70%
 Ann. performance fee 20%
 Custodian Calamatta Cuschieri Fund Services
 SUB Investment Manager SCM Sim Spa
 Global Custodian Royal Bank of Canada
 Investment Manager AQA Capital Ltd

Contact details

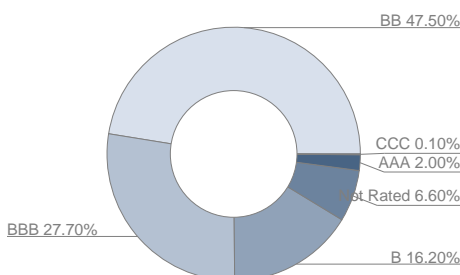
Solutions Capital Management Sicav PLC
 171 Old Bakery Street
 Valletta VLT1455, Malta.
 info@scmsicav.com

Disclaimer

This document reflects the views and opinions of SCM Sicav plc and has been provided to you at your request for information and discussion purposes only and may not be relied upon as tax, legal or investment advice. This document does not constitute investment research and is not an offer or solicitation with respect to the purchase or sale of shares or interests in the Stable Return (the fund), a sub-fund of the SCM Sicav plc. The promotion of the fund is restricted by law. An offering of shares in the fund will only be made pursuant to fund's Prospectus, Key Investor Information Document (KIID) and Subscription Documents which will be furnished on a confidential basis upon request for consideration in connection with such offering. The information contained in this document is superseded by, and is qualified in its entirety by reference to, the offering supplement, which contains important information about the investment objective, risk factors, conflicts (or potential conflicts) of interest, tax considerations, fees, liquidity rights, relevant qualifications and other matters relevant to prospective investors. This document does not supplement the offering supplement. In the case of any inconsistency between the description or terms in this document and the offering supplement, the offering supplement shall prevail. An investment in fund will be suitable only for certain investors who understand and are prepared to bear the associated risks. Investment losses may occur; investors can lose some or all of their investment. Nothing herein is intended to imply that an investment in the fund should be considered "conservative", "safe", or "risk free". This presentation contains confidential information and should not be disclosed to any person other than the original recipient. It is not intended for distribution to, or use by, any person or entity in any jurisdiction where such distribution or use is contrary to local law. Any unauthorized copying, disclosure or distribution of these materials is strictly prohibited. Performance information in this presentation relating to previous investments of the fund is not intended to be indicative of the future results of the fund. In addition, the current portfolio composition described in this presentation is not intended to be indicative of the future portfolio composition of the fund. The actual portfolio of the fund may differ materially from that in this presentation. Forward-looking information and statements expressed reflect opinions and/or beliefs based on a variety of estimates, assumptions, projections and predictions by the investment manager.



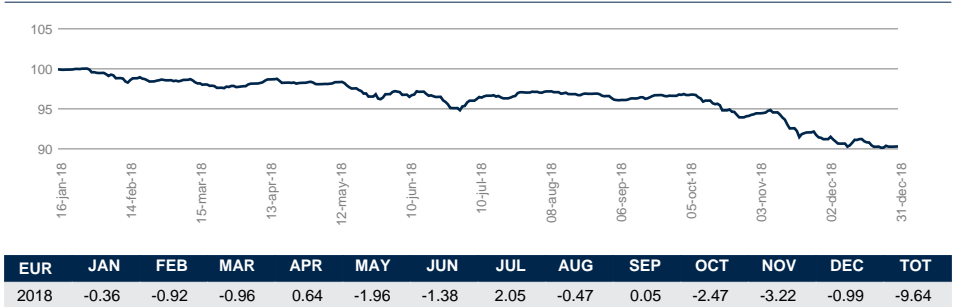
Rating Allocation



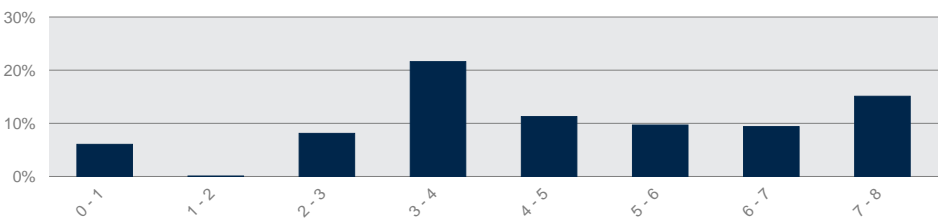
Investment Policy

The Investment Objective of the Sub-Fund is to produce stable and consistent returns in the medium to the long term. The Investment Policy: The Sub-Fund shall invest predominantly in debt securities which may be listed on an Approved Regulated Market and/or traded over-the-counter. The Sub-Fund shall hold a diversified portfolio of government, corporate and supranational bonds over a broad base of issuers and industries, or in bonds determined to be of comparable quality. The Sub-Fund may also limitedly invest in contingent convertible bonds and unrated bonds. The bond portfolio is not expected to have any particular duration. The Sub-Fund may, hedge interest rate, currency and credit risk with a view to stabilize the expected returns of its portfolio and to reduce overall risks through the use of (i) listed and OTC FDIs including bond futures, currency forwards as well as interest rate and credit default swaps, and (ii) ETFs. The Sub-Fund will bear the associated costs and fees in connection with the use of such instruments. These fees will generally be payable to counterparties in OTC FDIs.

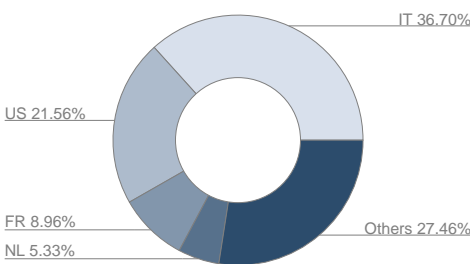
Performance Chart



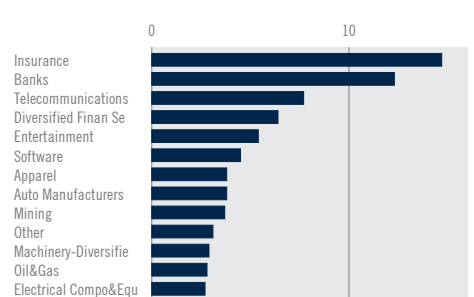
Maturity Breakdown



Country Allocation



Sector Allocation



Top Issuers

Intesa Sanpaolo Spa Tv 6.25%	+2.40%
Chemours Co 4% 15.05.26	+2.38%
Nibc Bank Nv Tv 6%	+2.34%
Softbank Group Corp 3.125% 19.09.25	+2.32%
Volkswagen Intl Fin Nv Tv 3.875%	+2.30%
Samsonite Finco Sarl 3,5% 15.05.26	+2.28%
Unipol Gruppo Spa 3.5% 29.11.27	+2.27%
Telecom Italia Spa 2.375% 12.10.27	+2.25%
Credit Agricole Assmces Tv 2,625% 29.01	+2.24%
Teva Pharm Fnc NI li 1,125% 15.10.24	+2.11%

Statistics

	Since Inception %
Dev.Standard	17.8
Max.Drawdown	-9.8
Sharpe Ratio	-0.8
Positive Months	25.0
Negative Months	75.0

Average Portfolio Data

Duration	3.55
Coupon	3.39
YTM	4.35